


HAMILTON




FACE 2 FACE III | LIMITED EDITION | INSTRUCTION MANUAL

Automatic chronograph


Please refer to the general user's manual for time setting and instructions for use.



Press to turn the case

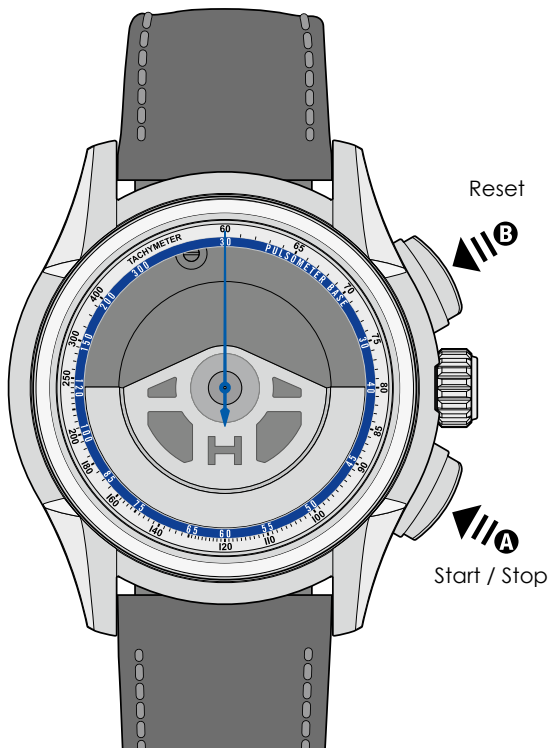


Lock the case in centered position



For more information, please visit

www.hamiltonwatch.com/en-int/customer-service.html



PULSOMETER (BASE 30)

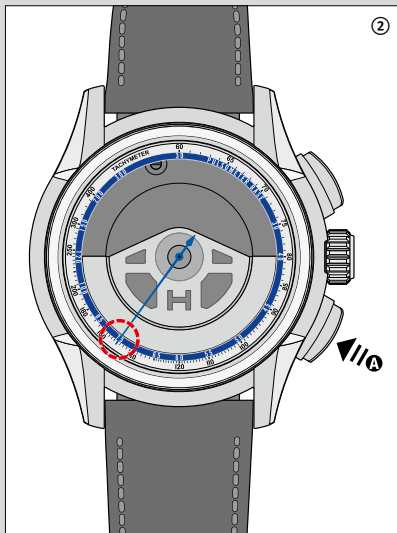
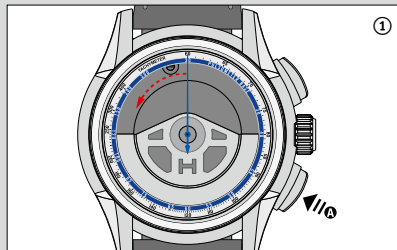
Chronograph provided with a scale giving heart frequency.

Procedure

Take the pulse. Start the chronograph and count until the 30th beat, then stop the chronograph. The result is immediately readable on the pulsometric scale.

Example: **75 beats** per minute

Reset the chronograph.



TACHYMETER

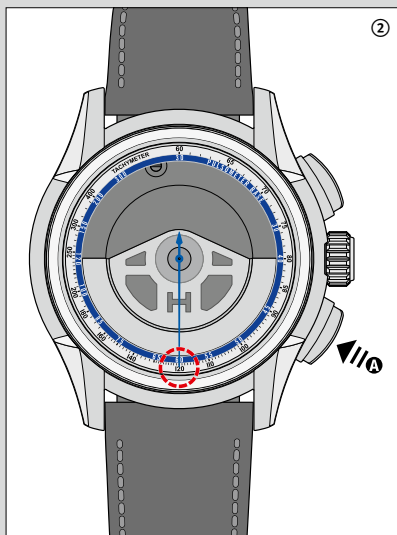
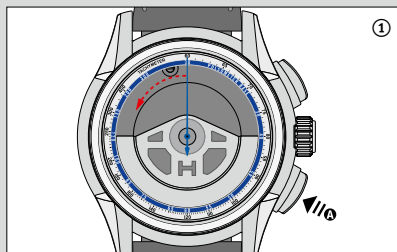
Chronograph provided with a scale giving the average speed in km/h or mph over a covered distance of 1 km or 1 mile. Only applicable for time measurements that do not exceed 60 seconds.

Procedure

Start the chronograph at the beginning of - and stop it at the end of - a distance of 1 km or 1 mile. The number indicated on the tachymeter scale by the second hand corresponds to the average speed achieved in km/h or mph.

Example: **120 km/h** or **120 mph**

Reset the chronograph.



HAMILTONWATCH.COM